


# Tent Frames (Bolt-in & Slide-in)

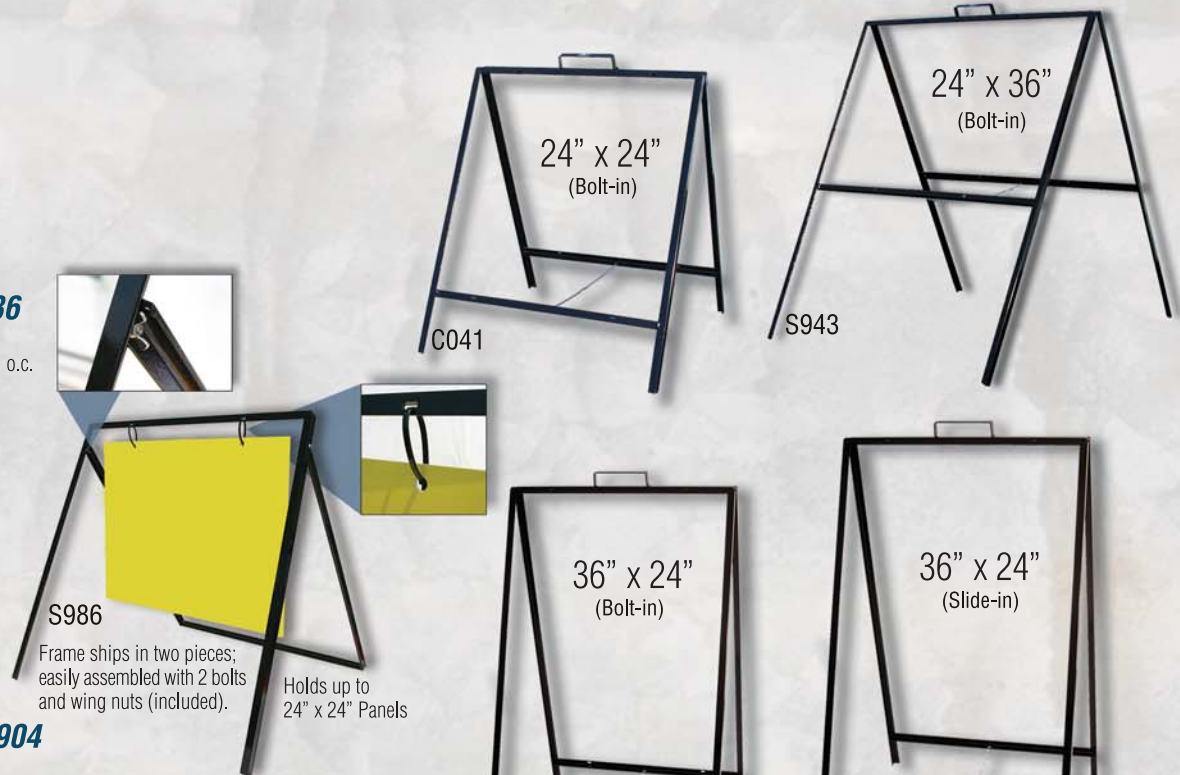
## Folding "A" Frames (Bolt-in & Slide-in)

- Frame constructed of 3/4" angle iron
- Oblong holes (1/4" x 1/2") located 14 1/2" o.c., C068 and C062 die-cut loops hold up to 1/8" thick panel
- Chain attaches to lower cross bars for full extension support
- Color/Finish: Black powder coating
- Height: S941/C041/C068 - 31.5", S942/C062 - 41.5" S943 - 46.5"
- Weight: S941/C041/C068 - 11 lbs., S942/C062 - 13.0 lbs., S943 - 16.5 lbs.



## Econo - "A" Frames - S986

- Frame constructed of 3/4" angle iron
- Oblong holes (1/4" x 1/2") located 14 1/2" o.c.
- Panel Size: holds panels up to 24" x 24" using plastic sign ties or chain
- Panel and plastic sign ties not included
- Color/Finish: Black powder coating
- Height: 30", Weight: 8.1 lbs.



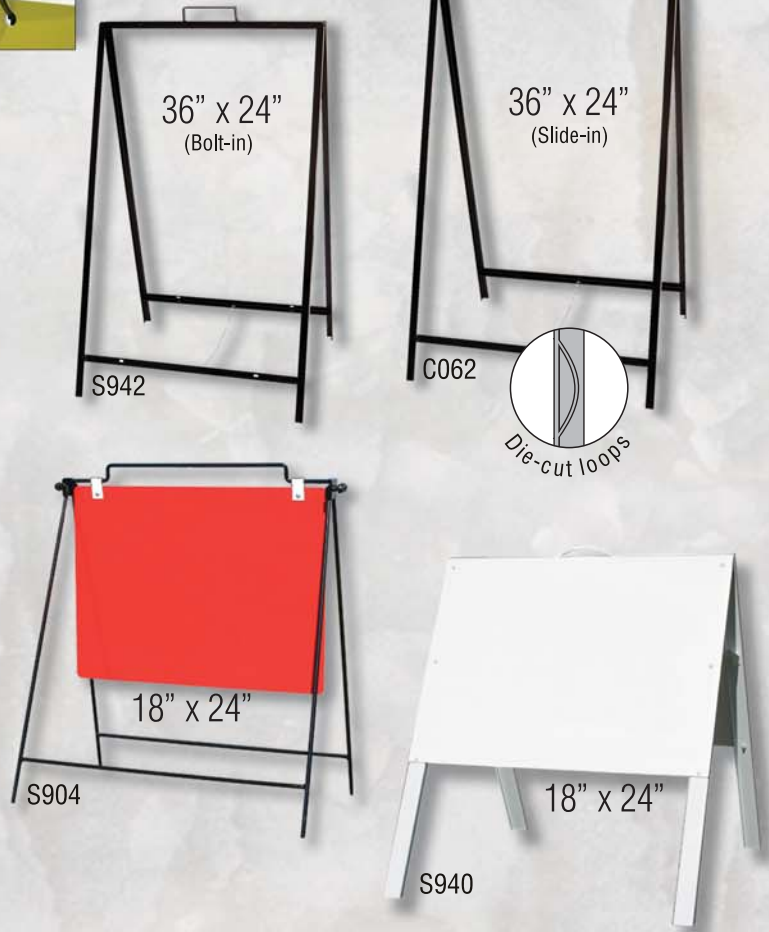
S986

Frame ships in two pieces; easily assembled with 2 bolts and wing nuts (included).

Holds up to 24" x 24" Panels


## Swinging "A" Frames - S904

- Frame constructed of 3/8" rod
- Poly straps and hardware included for hanging panels from cross bar
- Color/Finish: Black powder coating
- Panel & graphic not included
- Height: 30", Weight: 6.5 lbs.




S942

C062



## EZ Cary Tent Signs - S940

- Frame has (4) 1 1/4" x 28" powder coated steel channel legs and a .100 poly panel
- Folds flat for vinyl application with holes pre-drilled
- Straps, handle and fasteners included for easy mobility
- Color/Finish: White powder coated legs
- Graphic not included
- Height: 28" Weight: 6.5 lbs.



S904

S940